

OB1 - <offline>

"Main_Program"

Name:

Author:

Time stamp Code:

Lengths (block/logic/data):

Family:

Version: 0.1

Block version: 2

12/05/2015 08:03:44 PM

02/15/1996 04:51:12 PM

01024 00826 00030

Name	Data Type	Address	Comment
TEMP		0.0	
OB1_EV_CLASS	Byte	0.0	Bits 0-3 = 1 (Coming event), Bits 4-7 = 1 (Event class 1)
OB1_SCAN_1	Byte	1.0	1 (Cold restart scan 1 of OB 1), 3 (Scan 2-n of OB 1)
OB1_PRIORITY	Byte	2.0	Priority of OB Execution
OB1_OB_NUMBR	Byte	3.0	1 (Organization block 1, OB1)
OB1_RESERVED_1	Byte	4.0	Reserved for system
OB1_RESERVED_2	Byte	5.0	Reserved for system
OB1_PREV_CYCLE	Int	6.0	Cycle time of previous OB1 scan (milliseconds)
OB1_MIN_CYCLE	Int	8.0	Minimum cycle time of OB1 (milliseconds)
OB1_MAX_CYCLE	Int	10.0	Maximum cycle time of OB1 (milliseconds)
OB1_DATE_TIME	Date_And_Time	12.0	Date and time OB1 started

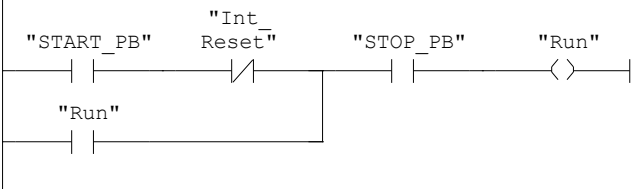
Block: OB1 "Main Program Sweep (Cycle)"

Example 9.2 Engine Inverter with shift register-based sequence.

Copyright (c) 2015 Dogwood Valley Press, LLC


Network: 1

Start/stop/pause. Start prevented if reset in progress.



Network: 2

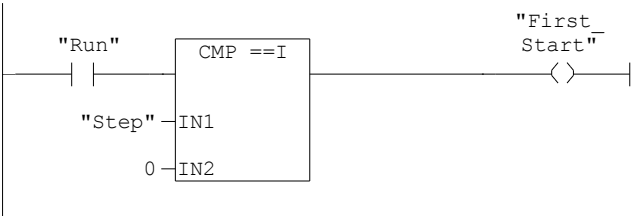
Always Off Logic



Network: 3
Always On Logic

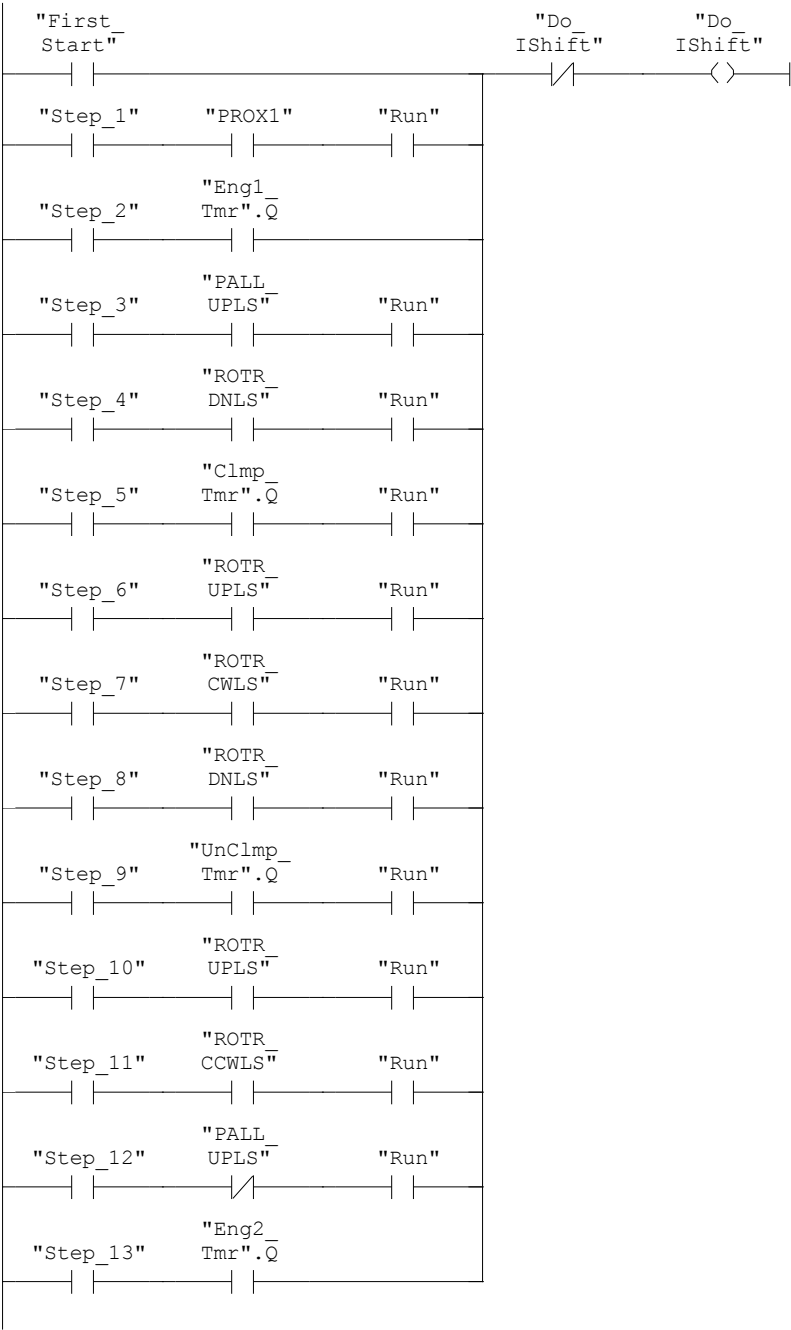


Network: 4
First Start - run and no step-in-progress bit set



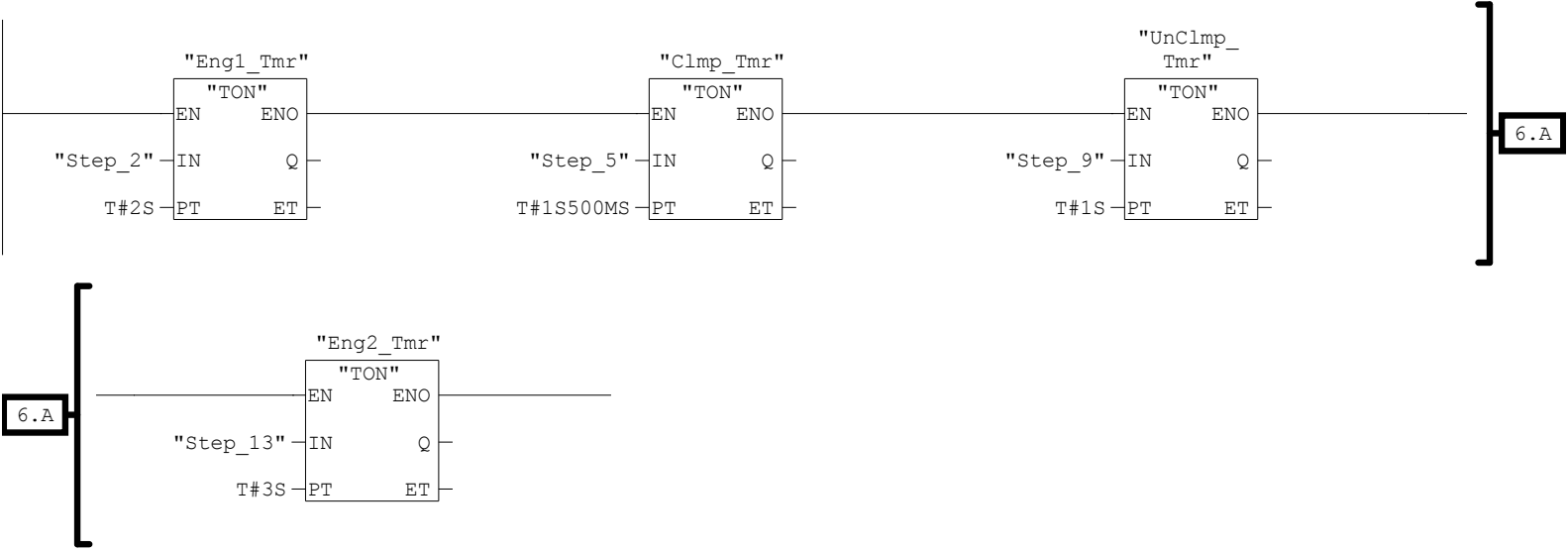
Network: 5

All transition conditions. Any one causes shift.



Network: 6

Timers for transitions

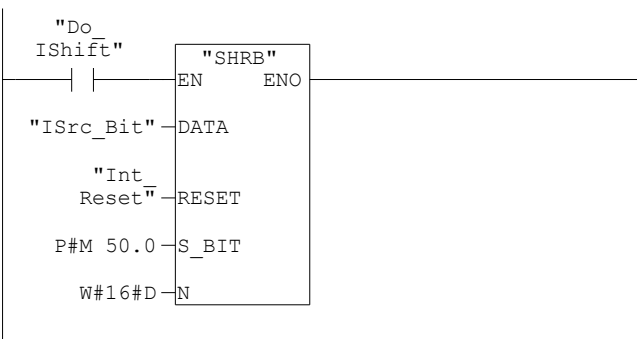


Network: 7

Bit shifted into register. First start and last step are only "1" shifted in

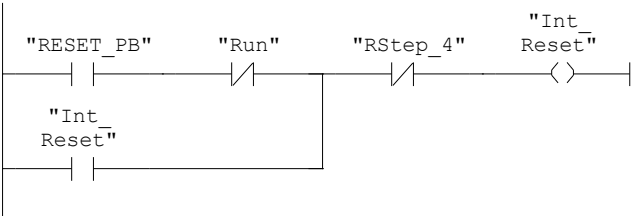


Network: 8



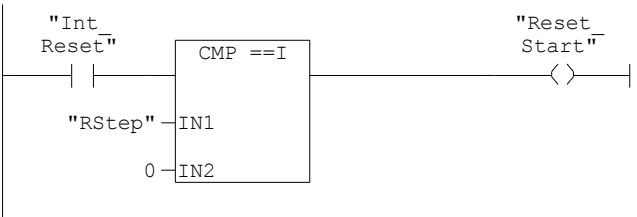
Network: 9

Start/stop for reset operation. Reset pb starts, reset step 4 stops it.



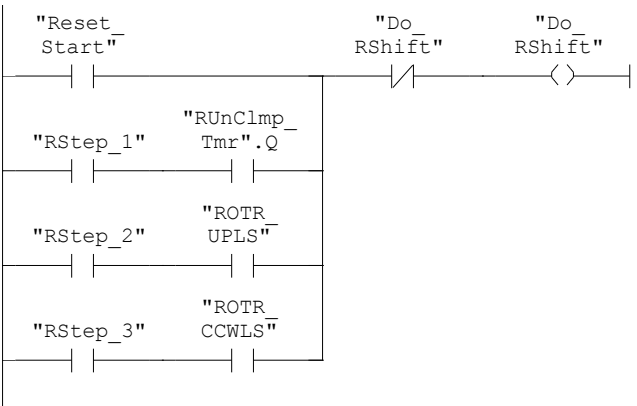
Network: 10

Reset start - in reset and not step-in-progress bits set



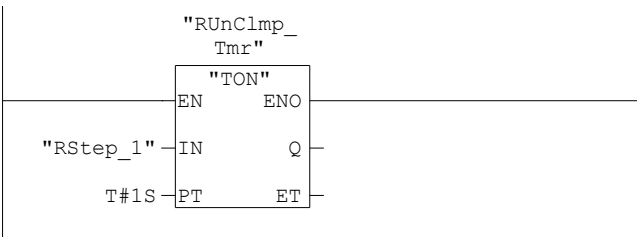
Network: 11

All transition conditions. Any one causes shift.



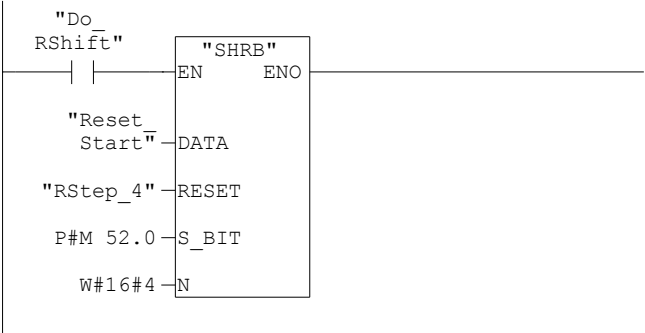
Network: 12

Reset step 1 timer - Unclamp.



Network: 13

Reset shift register. Only Reset_Start shifts a bit in.



Network: 14

Engaging hooks control

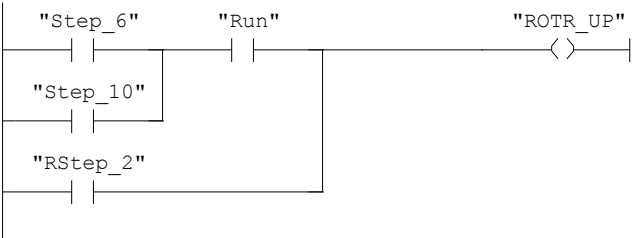


Network: 15

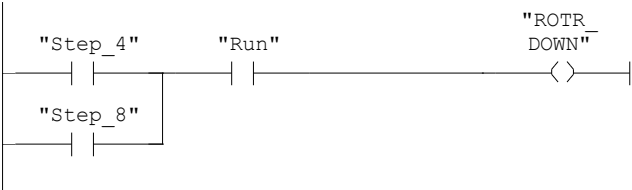


Network: 16

Rotating mechanism up/down control.




Network: 17

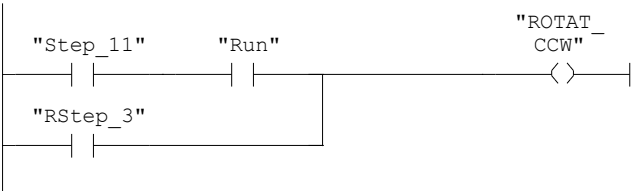


Network: 18

Rotation Control

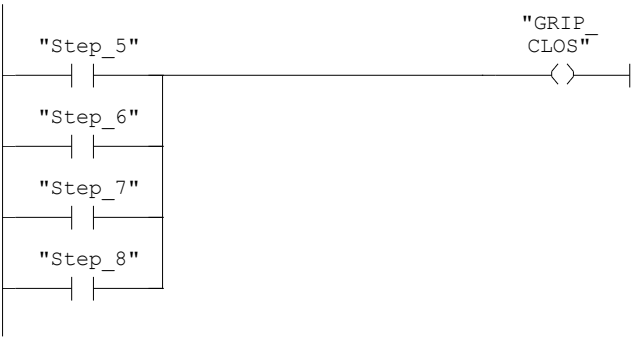


Network: 19



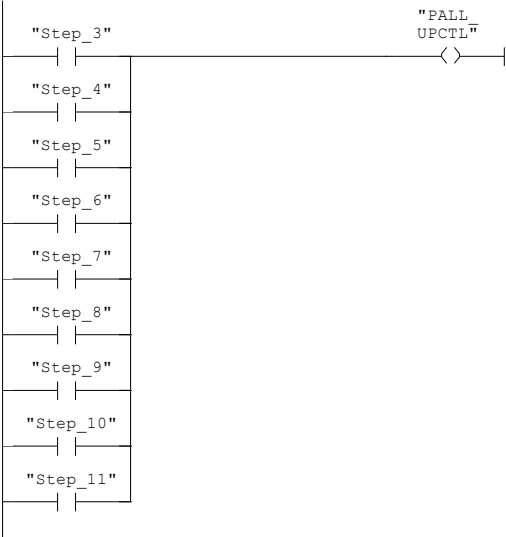
Network: 20

Gripper Control



Network: 21

Pallet Up Control



Network: 22

